

ZAD0015


© LRP electronic GmbH 2009

ORDER NO.:
37101**XTEC****750-size big block motor
14.4 volt ultimate power
full 1/10th and 1/8th adaptation**

USER MANUAL

LRP electronic GmbH
Wilhelm-Enssle-Str. 132-134
73630 Remshalden, Germany
info@LRP.cc - www.LRP.cc**LRP**
BLUE IS BETTER

ASSEMBLY



Front alignment bracket



Rear alignment bracket



Overview


1. First, assemble the front and rear alignment brackets as it is shown on the pictures.
2. Then mount the 4 plastic feet on the case.
3. By using the positioning parts you can perfectly adapt your starterbox to your particular car. The flywheel should be placed exactly above the starting disc. Take care, that the starting disc does not touch the chassis when you push the car down.
4. Put the batteries into the starterbox, secure them with the integrated battery clamps and connect the plugs. You are now able to switch on or switch off your starterbox with the ON/OFF-switch at the back of the starterbox. You do not need to unplug the batteries everytime you want to switch off your starterbox.

Note: Let the motor run for one second before you start the engine with the starting disc. This will extend the lifetime of the battery and the motor.


CONFIGURATION

The LRP Competition Starterbox Spec.2 can be used in two different configurations. Which of the two configurations you have to use depends on the car you are driving. Please check the shown pictures and the explanations for further reference.

For changing the configuration of the motor and the starting disc you only have to unscrew the 4 screws which hold the motor and starting disc mount on the Starter Box top plate.



Motor and starting disc configuration for the use of 1/10 and 1/8 scale On-Road cars.



Motor and starting disc configuration for the use of 1/8 scale Off-Road cars.



This symbol indicates that this product is not to be disposed of with your household waste, according to the WEEE directive (2002/96/EG) and your national law. This product should be handed over to a designated collection point. Your cooperation in the correct disposal of this product will contribute to the effective usage of natural resources. For more information about where you can drop off your waste equipment for recycling, please contact your local city office, waste authority, approved WEEE scheme or your household waste disposal service.

Dear Customer,

thank you for your trust in this LRP product. By purchasing a LRP Competition Starterbox Spec.2, you have chosen a high-performance starterbox for your RC model. The outstanding features amongst others are:

- Powerful and oversized 750 motor
- Suitable for .12 to .32 (2.11 - 5.24ccm) engines
- On/Off-switch at the back of the starterbox
- Fully adjustable for 1/10 and 1/8 models

Please read the following instructions carefully before you start using your LRP Competition Starterbox Spec.2 for the first time and to ensure that your LRP Competition Starterbox Spec.2 always works up to your full satisfaction. This user guide contains important notes for the installation, the safety, the use and the maintenance of this product. Thus protecting yourself and avoid damages of the product.

Proceed according to the user guide in order to understand your LRP Competition Starterbox Spec.2 better. Please take your time as you will have much more joy with your LRP Competition Starterbox Spec.2 if you know it exactly.

This user manual shall be kept in a safe place. If another customer is using this product, this manual has to be handed out together with it.

SPARE- AND TUNINGPARTS

Order No.	Type	Content
37195	Truggy positioning braces front/rear incl. screws	Oversized front and rear positioning braces with more adjustment options. Can be used for Buggy and Truggy.
37190	Small parts set	Replacement belts and starting disc
37191	Motor incl. cables	Replacement Motor with all necessary cables
37192	Positioning braces front/rear incl. screws	Replacement stock positioning braces

REPAIR PROCEDURES / LIMITED WARRANTY

All products from LRP electronic GmbH (hereinafter called "LRP") are manufactured according to the highest quality standards. LRP guarantees this product to be free from defects in materials or workmanship for 90 days (non-european countries only) from the original date of purchase verified by sales receipt. This limited warranty doesn't cover defects, which are a result of misuse, improper maintenance, outside interference or mechanical damage.

To eliminate all other possibilities or improper handling, first check all other components in your model and the trouble shooting guide, if available, before you send in this product for repair. If products are sent in for repair, which do operate perfectly, we have to charge a service fee according to our pricelist.

With sending in this product, the customer has to advise LRP if the product should be repaired in either case. If there is neither a warranty nor guarantee claim, the inspection of the product and the repairs, if necessary, in either case will be charged with a fee at the customers expense according to our price list. A proof of purchase including date of purchase needs to be included. Otherwise, no warranty can be granted. For quick repair- and return service, add your address and detailed description of the malfunction.

If LRP no longer manufactures a returned defective product and we are unable to service it, we shall provide you with a product that has at least the same value from one of the successor series.

The specifications like weight, size and others should be seen as guide values. Due to ongoing technical improvements, which are done in the interest of the product, LRP does not take any responsibility for the accuracy of these specs.

With LRP 25-Years Warranty products, the warranty terms on the LRP 25-Years Warranty card do also apply. The legal warranty claims, which arose originally when the product was purchased, shall remain unaffected.

LRP-Distributor-Service:

- Package your product carefully and include sales receipt and detailed description of malfunction.
- Send parcel to your national LRP distributor.
- Distributor repairs or exchanges the product.
- Shipment back to you usually by COD (cash on delivery), but this is subject to your national LRP distributor's general policy.



WARNING NOTES

No toy. Not suitable for children under 14 years.

Keep the product out of the reach of children.

Pay close attention to the following points, as they can destroy the product and void your warranty:

- Non-observance of these points can lead to property damage, personal and severe injuries!
- Never leave the product unsupervised while it is switched on, in use or connected with a power source. If a defect occurs, it could set fire to the product or the surroundings.
- Avoid incorrect connections or connections with reversed polarity of the product.
- Never cut off or modify the original plugs and original wires.
- Always charge the battery, which is necessary to use this product, outside of the product. The product could get damaged, if a battery defect occurs.
- Use the starterbox for engines with a maximum displacement of .32 (5.24ccm) only.
- The manufacturer can not be held responsible for damages, which are a result of non-observance of the warning notes and security advices.